

MyChart – Sharing COVID-19 Lab Results and Vaccination Credentials



Audience: Patient-Facing Help Desk and Support

The purpose of this tip sheet is to assist patients with questions about sharing COVID-19 lab results and vaccination credentials through MyChart.

Feature Overview

As you start to go back to work, travel, or attend events such as a concert or sporting event, you might be asked if you've been vaccinated for COVID-19 or if you have recent test results. You can share your information quickly, easily, and securely, right from MyChart by:

- Generating barcodes that can be scanned right from your mobile device.
- Downloading a PDF document that includes your vaccination barcodes. (Test result barcodes are not included in the PDF.)
- Exporting your information to another application.

The barcodes that appear in MyChart are created according to an open industry standard called SMART Health Cards. They contain verified information and only what is relevant to COVID-19, including your legal name, date of birth, COVID-19 vaccination information, and your most recent COVID-19 test result. You decide how much to share and with whom—you can share only your test results, only your vaccination information, or both. To learn more about SMART Health Cards, refer to the following website: <https://smarthealth.cards/>

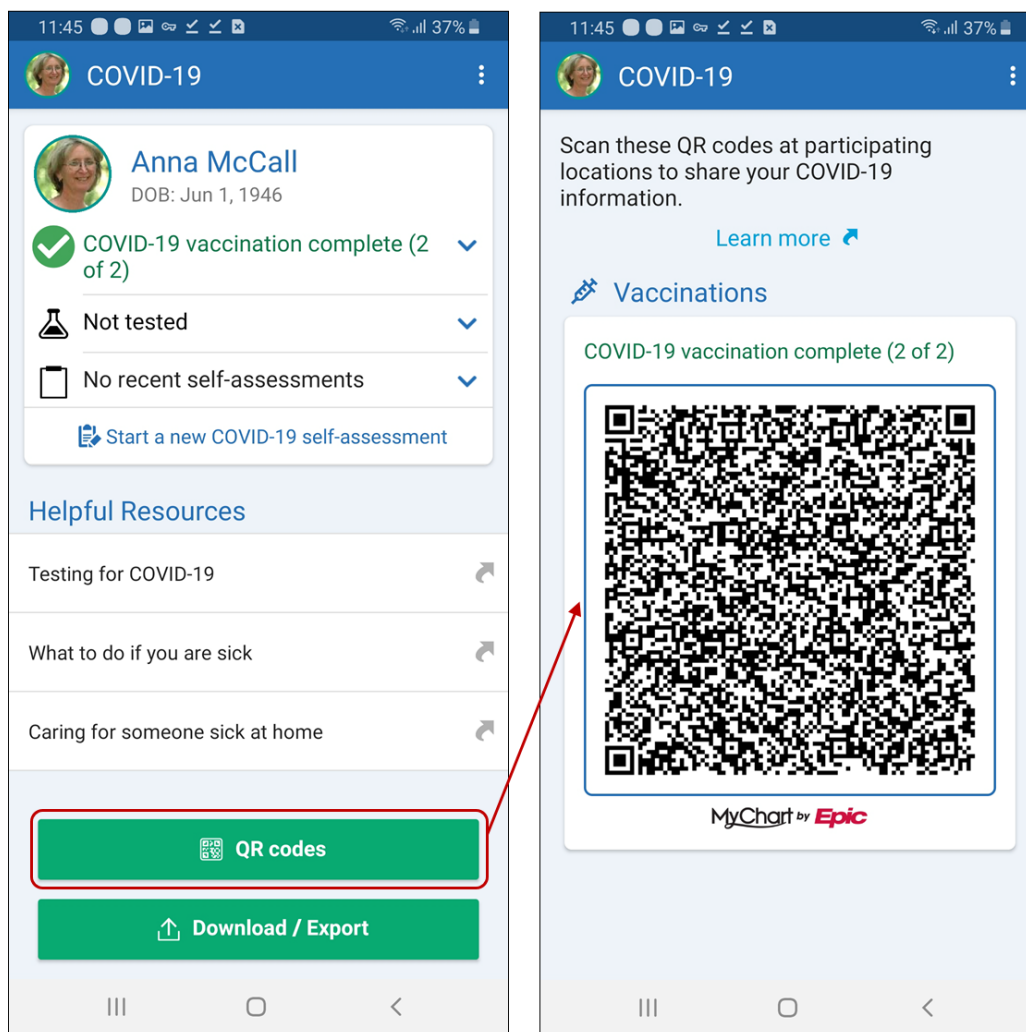
You can also watch a video on YouTube to learn more about sharing your information:

- For the MyChart website: <https://youtu.be/rOQVTuucc54>
- For the MyChart mobile app: https://youtu.be/Wlj_xkukNrA

Generate a Barcode with Your COVID-19 Information

1. Log in to your Houston Methodist MyChart account.
2. From the menu, go to **My Record** > **COVID-19**.
3. To generate a barcode that can be scanned by whoever requested it, click **QR Codes**. If you have both COVID-19 vaccinations and test results on file, you'll have separate barcodes for each of them, and you can choose whether to allow someone else to scan only one or both.

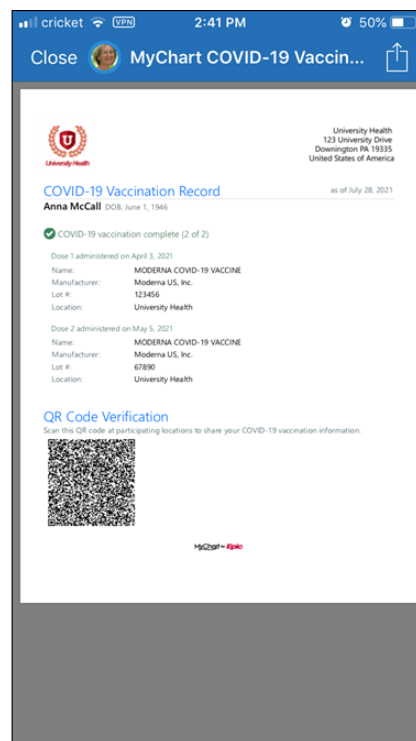
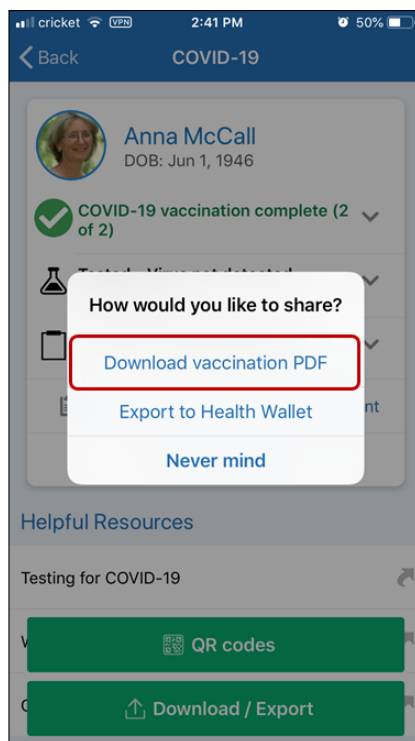
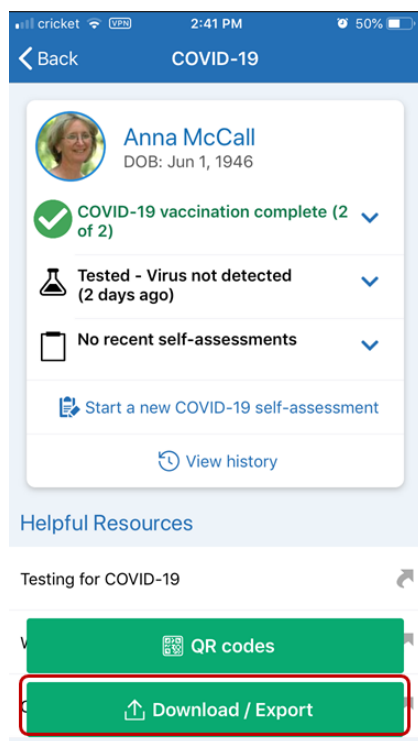
MyChart – Sharing COVID-19 Lab Results and Vaccination Credentials



Download a PDF Document with Your COVID-19 Vaccination Information

1. Log in to your Houston Methodist MyChart account.
2. From the menu, go to **My Record > COVID-19**.
3. Select **Download/Export** and then **Download vaccination PDF** (on the MyChart mobile app) or **Download** (on the MyChart website). You can then save the PDF to your computer or mobile device and print it if needed.

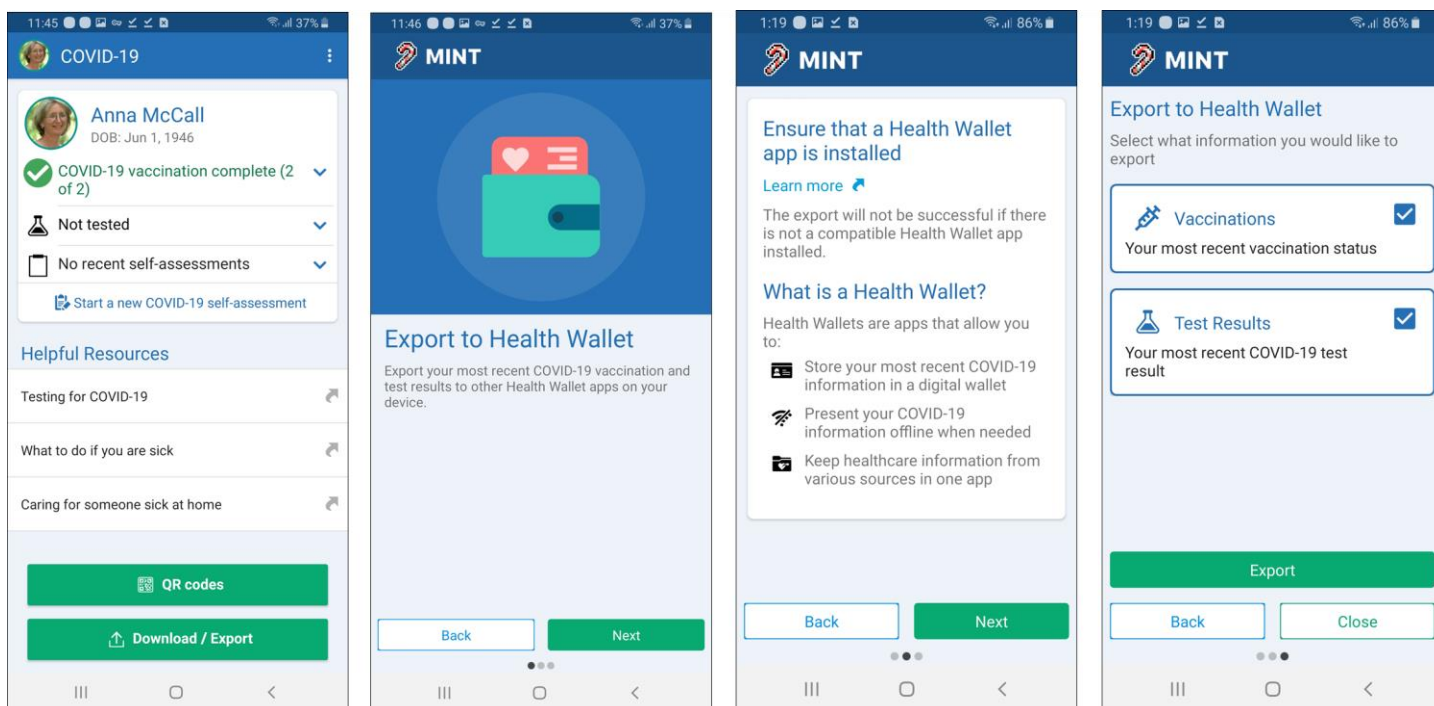
MyChart – Sharing COVID-19 Lab Results and Vaccination Credentials



Export Your COVID-19 Information to Another App

1. Log in to your Houston Methodist MyChart account.
2. From the menu, go to **My Record > COVID-19**.
3. Select **Download/Export**.
 - If you're using the Houston Methodist MyChart mobile app: A series of screens appears to help you verify that you have another app installed on your device into which you can export your information. Then, another screen appears to show the data you can share. If you have both COVID-19 vaccinations and test results on file, a checkbox appears for each one. Select the checkbox for the information you want to share with the other app, and then click **Export**. Select the app into which you want to export your data and follow the instructions in that app.

MyChart – Sharing COVID-19 Lab Results and Vaccination Credentials



- If you're using the Houston Methodist website: If you have both COVID-19 vaccinations and test results on file, a checkbox appears for each one. Select the checkbox for the information you want to share through the other app. Then, click **Export**. A copy of your information is downloaded to your computer or device. To import it into another app, go to that app on a mobile device and follow the app's instructions.

