

Feb. 21 Epic *Update Companion*



Radiology Staff

Updated: 1/26/21

On **Sunday, Feb. 21**, Epic will be updated with new features and enhancements to improve safety and quality of care, productivity and financial outcomes. This ***Update Companion*** contains details of the changes for your role. It is your sole training resource so be sure to review it carefully.

This ***Update Companion*** is prepared for the following job roles/functions:

- Front Desk
- Imaging Manager
- Imaging Nurse
- Imaging Technologist
- Imaging Technologist Assistant
- Imaging Coordinator


Top Changes for Role/Department:

1. [Filter Devices in the Data Validate Activity](#)
2. [More Intuitive Structure for the Exam Info Section](#)
3. [Study Notes Section has a New Look](#)
4. [COVID-19 Status Columns Show Infection Dates More Reliably](#)
5. [Cut and Paste Appointments and Cases in Snapboard](#)



If you need help with Epic, be sure to visit our library of tip sheets in the Epic Learning Home. Simply press F1 on your keyboard while logged in to Epic.





Guided Playground Practice

Exercises to help you prepare for the coming changes.

After reviewing this document, use it as a guide to see the new features for yourself in the Epic Playground. Playground practice helps you prepare for the update, so you can stay focused on patient care.

Playground User IDs:

Front Desk Scheduler: **CADSCHE01** thru **CADSCHE24**

Imaging Manager: **RISMGR01** thru **RISMGR10**

Imaging Nurse: **IRRNO1** thru **IRRNO10**

Imaging Technologist and

Imaging Tech Assistant: **RISTECH01** thru **RISTECH10**

Imaging Coordinator: **COORD02** thru **COORD10**

Playground Password: **train**

Key workflows for you to practice include:

Front Desk Scheduler

Login to Epic Playground. Press F1 to view the **Radiology Staff Learning Home Dashboard**.

Navigate to **Snapboard**. Set a default depot report by selecting the gear icon (report settings), go to the display tab and enter a default report in the default field at the bottom of the page.

Imaging Coordinator

Login to Epic Playground. Select the department of **HMH Kirby Breast Center**. Click **Breast Care Summary** in the main red toolbar. Search any **Sadie** patient. View the new linked procedures.

Imaging Nurse

Login to Epic Playground. Navigate to the Statusboard. Double-click any **Rita** patient. Answer **Yes** to create a patient log. Answer **OK** to the BPA. Review the **Storyboard** on the left side. Hover over **Gender** and view new demographics.

Imaging Technologist and Imaging Tech Assistant

- Login to Epic Playground. Select any **Kendra** patient and select **End Exam** in the toolbar. On the **Verify Orders** page, click **Next Step** to navigate to **Staff Info**. Select **CT1** for the **Confirm Resource** line. Stay on this page for the next exercise. Click **Notes** from the **Staff Info** page. Click **New Study Note** and review the new **Study Note** layout.



Activity and Workspace

New
Feature



Bookmark Outside Encounters in Chart Review

Key Benefits:

- More efficient
- Time saver

Description:

- See a broader view of your patient's care on the **Bookmarks** tab in **Chart Review** by reviewing and bookmarking encounters from outside organizations.

Chart Review

Encounters Labs Imaging Procedures ECG Other Orders Medications Episodes Let

☐ Preview

☒ Default filter ☐ Family Practice ☐ Initial Department ☐ Admissions ☐ Excl My Encounters

	When	Type	With	Description
	04/30/2020	Patient Message	FP - Shin, E	
	04/26/2020	Office Visit	Audiology - McKinley, R	Abnormal otoacoustic emission
	<input type="text" value="Admission for tonsillitis"/>			
	03/20/2020	ED	EM - Alice Tsui, MD	Acute tonsillitis due to infection
	03/05/2020	Office Visit	FP - Jones, J	Bilateral low back pain without





Filter Devices in Data Validate

Key Benefits:

- More efficient
- Time saver

Description:

- Select a device in the **File Data From** field to review and file data from only that device in **Data Validate**.

Data Validate

Start

09/01/20

End

0800

09/01/20

1506

Update

Interval

1m

5m

10m

15m

30m

1h

2h

File Data From

EMH Ventilator 100

Selection

✓ Select all

	9/1/20									
	0800	0900	1000	1100	1200					
Settings										
FiO2 (%)	49	49	49	50	48	50	49			
Resp Rate ...	13	14	13	15	13	15	13			
PEEP/CPA...	3	5	4	3	5	5	3			
Readings										
Vt (observe...	74	73	74	73	72	74	74			
PIP Observ...	39	39	39	39	40	40	39			

Add a comment:

Selected: 35

File and Close

File

Close





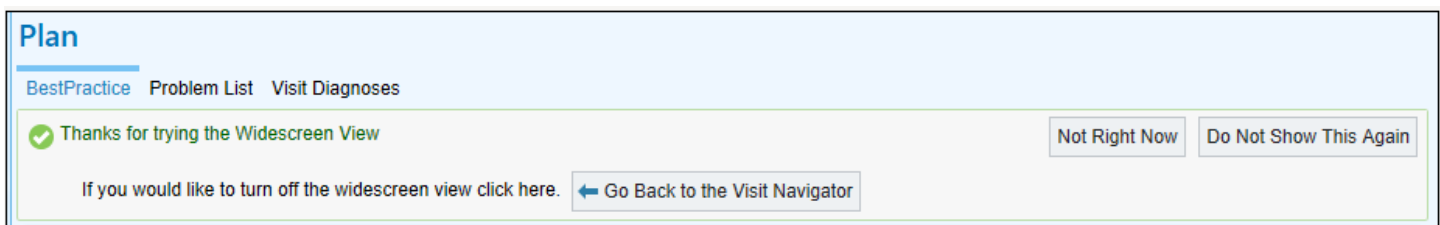
Widescreen Banner No Longer Visible

Key Benefits:

- Easily visible in **More Activities** menu

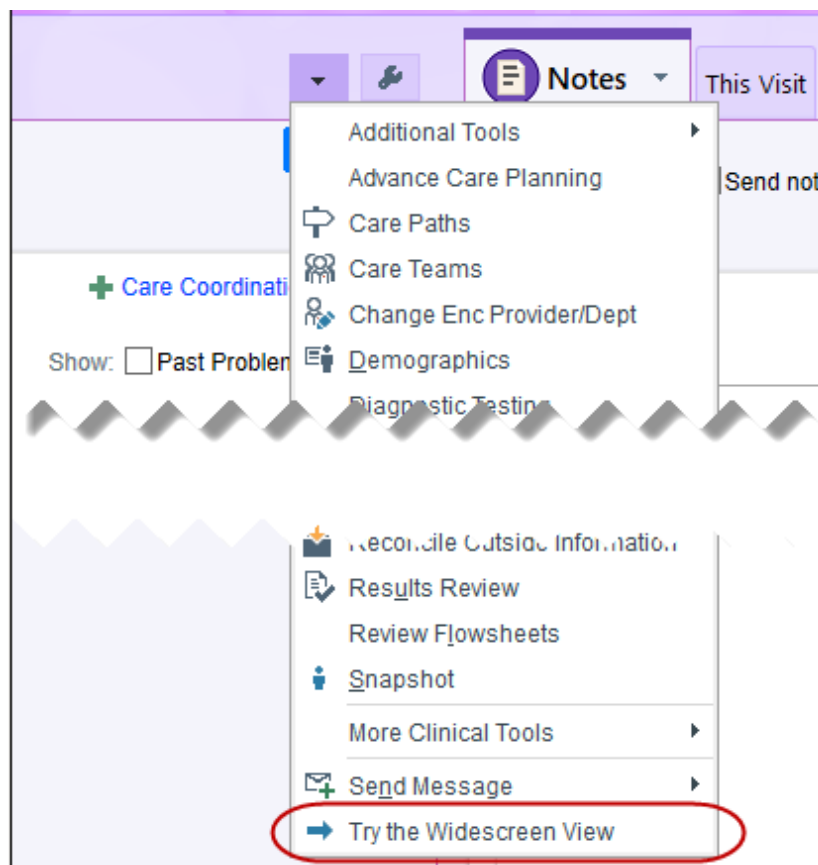
Description:

- The widescreen banner that displayed across the screen as seen below will no longer be visible.



How to:

1. To change to the widescreen option, go to **More Activities** dropdown menu on the right side of the activity tabs.



New
Look

Refreshed Order Composer for Procedures

Key Benefits:

- More accuracy and reliability
- More efficient
- Time saver

Description:

- Substantial changes were made to the **Diagnosis Association** display and will look very different.
- Smaller order composer changes include:
 - **CC Results** display now matches what is in the **In Basket**.
 - Special requirements for blood orders appear as buttons instead of a selection field.
 - The overall placement of labels and fields is somewhat different from the **Order Composer** for medications.

ASSAY FOR LEAD

✓ Accept

✗ Cancel

Frequency:

ONCE

PRN

Once

AM Draw

Daily

Starting:

8/17/2020

Today

Tomorrow

Yesterday

At: 1345

First Occurrence:

Today 1345

Show Scheduled Times

08/17/20 1345

Priority:

Routine

Routine

STAT

Specimen Type:

Whole blood

Specimen Source:

Blood, Venous

Blood, Central Line

Blood, Arterial

Blood, Capillary

Add-on:

No add-on specimen found

Submitter:

Lab:

Resulting Agency:

Collection Date:

Collection Time:

Performing Unit:

Class:

Lab Collect

Unit Collect

External Referral

Comments:

+ Add Comments (F6)

CC Results:

+ My List

+ Other

Enter recipients

Next Required

Link Order

✓ Accept

✗ Cancel

New
Look



More Intuitive Structure for Exam Info Section

Key Benefits:

- More efficient
- Time saver

Description:

- **Exam Info** section in the **Technologist Navigator**, previously called the **Staff Info** section, is reorganized in a more intuitive format:
 - A. Date and time fields appear next to each other, rather than in separate rows.
 - B. **Staff Information** fields appear on the right side, separate from the rest of the exam information.
 - C. **Repeat Exposures** information appears beneath a separate header, with buttons you can click instead of typing in a table.

Exam Info

Begin time: 7:56 AM 8/7/2020

End time: 7:59 AM 8/7/2020

Reading priority: Routine

Confirm modality: MAMMO

Technologist:

Performing physician:

Supporting staff:

Repeat Exposures

Repeats	Reason
1	Artifact Motion Position Dark Light
	Artifact Motion Position Dark Light

Total exposures: 2

Restore Close

Close



New
Look

Study Notes Section: New Look

Key Benefits:

- More accuracy and reliability
- Improved communication

Description:

- New look with the following changes:
 - A. Patient information, including the patient's photo or initials, appears in the top left corner.
 - B. Preferences for hiding or showing columns and selecting or clearing **Deleted** and **Appointment Request Notes** filters are saved.
 - C. **Notes** are grouped by the order that they are attached to.
 - D. An icon indicates deleted notes when the **Deleted Notes** filter is selected.
 - E. **Order Notes** are now referred to as **Appointment Request Notes**.

The screenshot displays the Epic Study Notes interface. At the top left, a patient's initials 'CO' are shown in a green circle, labeled 'A'. Below this, a 'Choose Columns' button is labeled 'B'. To the right, there are checkboxes for 'Entered By' and 'Last Modified', and a 'Show:' section with checkboxes for 'Deleted' and 'Appointment Request Notes', labeled 'C'. The main area shows a list of study notes. The first note is 'CT ABDOMEN W CONTRAST (Acc# 7907)'. Below it, a note is marked with a red 'X' icon, labeled 'D', and reads 'Patient struggled to remain still and multiple repeats were required.' This note is attributed to 'Ernest Wafna' and dated 'Today'. Below the list, there is a 'Study Note' input area with a rich text editor, labeled 'E'. The input area contains the text 'Patient motion resulted in multiple repeats.' and has 'Accept' and 'Cancel' buttons. At the bottom, there is a section for 'Appointment Request Notes' with a text area containing 'CT ABDOMEN W CONTRAST' and a 'Close' button.



View Event Type and Order in Imaging Event Reports

Key Benefits:

- More accuracy and reliability
- More efficient
- Time saver

Description:

- New column in **Events** report section shows the type of event and associated order. You can click the order name for more information.

Events				
8/24/2020 - Ancillary Orders				
Event	Date/Time	User	Comment	
Contrast Complete	8/24/2020 12:58 PM	Connie Apollo		Order Event XR Chest 2 views [56363741] Edit
Contrast Complete	8/24/2020 4:10 PM	Connie Apollo		Order Event XR Abdomen 1 view [5636377] Edit
8/24/2020 1:00 PM - XR GENERAL				
Event	Date/Time	User	Comment	
Appointment Scheduled	8/24/2020 12:57 PM	Connie Apollo		






COVID-19 Status Columns Show Infection Dates More Reliably

Key Benefits:


- More accuracy and reliability
- More efficient
- Time saver

Description:


- **Infection Status Added** date appears on COVID-19 columns when the date comes from an infection record, infection from a patient record, lab result, screening form or the problem list.


 **COVID-19: Positive**

Infection Status Added 9/11/2020

COVID-19 (Confirmed) 

Added: 9/11/2020 by Infection Admin Control

[Resolve](#) 

[Add: COVID- 19 \(Suspected\)](#) 



New
Feature



Easily See Linked Studies on Breast Care Summary

Key Benefits:

- More accuracy and reliability
- More efficient
- Time saver

Description:

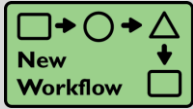
- When a patient's breast care history is reviewed from the **Breast Care Summary**, you can see which studies are linked. For example, if a screening and diagnostic mammogram are linked, that information appears in **Linked Procedures**.

The screenshot displays the 'Breast Care Summary' tab in the Epic interface. At the top, there are filter checkboxes for Procedures, Result Letters, Reminder Letters, Path Results, Resolved Recs, Unresolved Recs, Surgeries, and Oncology Treatments. Below the filters, a timeline for the year 2020 shows four events:

- Nov 1**: Ultrasound (Laterality: Left)
- Oct 22**: MAMMO LETTER (Letter Type: Result Letter, Status: Created)
- Oct 22**: MAMMO DIAGNOSTIC LEFT (Status: Final, Overall Assessment: 3 - Probably Benign, Reading Physician: Scott Krepal, **Linked Procedures: MAMMO SCREENING**)
- Oct 22**: MAMMO SCREENING (Status: Final, Overall Assessment: 3 - Probably Benign, Reading Physician: Scott Krepal, **Linked Procedures: MAMMO DIAGNOSTIC LEFT**)

The 'Linked Procedures' text for the last two entries is circled in red in the original image.





Streamlined Workflow in Request of Outside Records Activity

Key Benefits:

- More accuracy and reliability
- More efficient
- Time saver

Description:

- In **Choose Organizations to Query**, use the **Favorites** checkbox to request many or all favorite organizations at once. When searching for organizations, click the forward and backward arrows to navigate between pages.
- **Collect Authorization** is changed to **View Authorization**.

Request Outside Records

Choose Organizations to Query

Search by organization name, address, or Care Everywhere ID

Name	Address	Associated Organization
<input checked="" type="checkbox"/> Favorites		
<input checked="" type="checkbox"/> Glacier Edge West Clinic	6001 Hickory Hill St CROSS PLAINS WI 53528	Glacier Edge Healthcare
<input checked="" type="checkbox"/> Metro Medical Center	2285 Observatory Dr MADISON WI 53706	
<input checked="" type="checkbox"/> River Hills Health System	8110 Gatehouse Road Baraboo WI 53913 United States	
Organizations in Wisconsin		
<input type="checkbox"/> Allegro	VERONA WI 53593	
<input type="checkbox"/> Bellvue Clinic	MADISON WI 53703	
<input type="checkbox"/> Capital Clinics	13 Lakeside St MADISON WI 53715	
<input type="checkbox"/> Constellation	700 Verona Road VERONA WI 53593	

Viewing organizations 1 to 30 of 300

View Authorization

Selected Organizations

Glacier Edge Healthcare
Glacier Edge West Clinic

Metro Medical Center

River Hills Health System

Cancel

Clear

Search



New
Look

Redesigned Care Everywhere Outside Records

Key Benefits:

- More accuracy and reliability
- More efficient
- Time saver

Description:

- **Care Everywhere** outside records is now makes it easier to access the most relevant patient information and to be more consistent with **Chart Review**.

The screenshot displays the Epic Care Everywhere interface. At the top, there is a navigation bar with the 'Care Everywhere' logo and tabs for 'Overview', 'Documents', and 'Results'. The main content area is divided into three sections, each representing a different organization:

- River Hills Health Care:** Updated 09/23/20. Last Known Encounter: 09/03/20. A warning icon indicates 'Patient Authorization Required' with a link to 'Collect Authorization'. The 'Summary' section includes links for Clinical Summary (As of 09/23/20), Care Plan (As of 09/23/20), and Dialysis Summary (As of 09/23/20). The 'Documents' section includes links for History (09/03/20), Office Visit (09/03/20), and History (08/28/20 — Obstetrics). The 'Results' section includes links for ASSAY NON-ENDOCRINE RECEPTOR (06/20/12), CT SCAN, PELVIS, W/O CONTRAST (06/20/12), and SONO ABDOMEN LIMITED (06/20/12).
- Lakeland Valley Organization:** Updated Yesterday. Last Known Encounter: 07/29/20. The 'Summary' section includes links for Clinical Summary (As of Yesterday), Care Plan (As of Yesterday), and Dialysis Summary (As of Yesterday). The 'Documents' section includes links for Office Visit (07/29/20 — Family Practice), Telephone (05/26/20 — Home Health Services), and Community Orders (11/14/19 — Family Practice). The 'Results' section includes links for LAB URINALYSIS (11/04/19), CT SCAN, PELVIS, W/O CONTRAST (06/20/12), and SONO ABDOMEN LIMITED (06/20/12).
- Green Field Health Network:** Updated Yesterday. Last Known Encounter: 09/17/20. A warning icon indicates 'Patient Authorization Required' with a link to 'Collect Authorization'. The 'Summary' section includes links for Clinical Summary (As of Yesterday), Care Plan (As of Yesterday), and Dialysis Summary (As of Yesterday). The 'Documents' section includes links for Office Visit (09/17/20 — Family Practice), Office Visit (08/12/20 — Family Practice), and Office Visit (07/08/20 — Family Practice). The 'Results' section includes links for ASSAY FERRITIN (02/20/20), ASSAY NON-ENDOCRINE RECEPTOR (06/20/12), and CT SCAN, PELVIS, W/O CONTRAST (06/20/12).



New
Look

Care Everywhere Documents: Fresh Look and New Workflows

Key Benefits:

- More accuracy and reliability
- More efficient
- Time saver

Description:

- **Care Everywhere** documents viewed appear in a single style that matches the **Care Everywhere** encounter summaries in **Chart Review**.
- The document toolbar will help you find the following:
 - **Update** button was previously called **Request Document Update**. Just like before, a banner indicates when a document download is in progress.
 - **Jump to Section** menu previously appeared at the top of the document.
 - **Wrench** icon allows you to modify your preferred section order.
 - **Back** arrow lets you to navigate between reports, such as between a single section and the entire document, or between an additional document and the original document.
- **Additional Documents** is below the document header.
- Banners indicate actions you need to take, such as when a patient authorization or current encounter is required to request updates.

Clinical Summary - River Hills Health System

02/03/2016

Clinical Summary

River Hills Health System
Source Organization

Alexander Hopkins - 67 y.o. Male; born Nov. 10, 1952

Clinical Summary, generated on Feb. 03, 2016

Source Comments - River Hills Health System
River Hills Health System has fully implemented EpicCare in all departments except Dermatology.

Allergies

Active Allergy	Reactions	Severity	Noted Date	Comments
Penicillins	Rash	Medium	12/29/2014	

Current Medications

Prescription	Sig.	Disp.	Refills	Start Date	End Date	Status
ketoprofen (ORUDIS) 75 mg capsule Indications: Osteoarthritis of right knee	Take 1 capsule (75 mg total) by mouth 4 times daily as needed for pain	30 capsule	0	12/24/2015	06/21/2016	Active

Close



Epic's Hyperspace



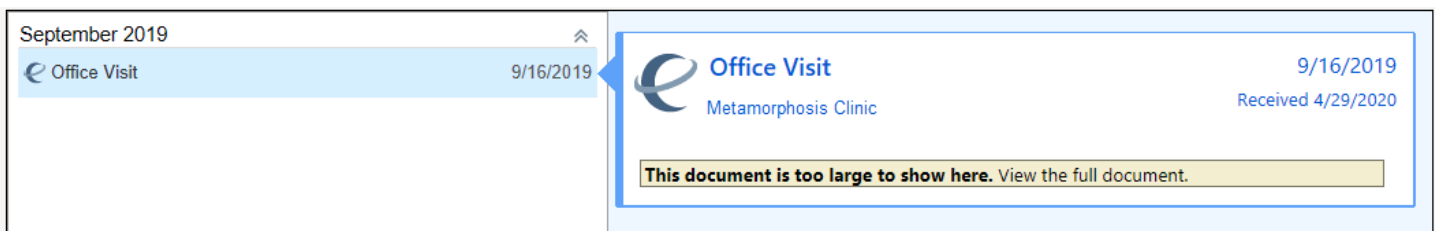
Documents Load Faster in Chart Search

Key Benefits:

- More efficient
- Time saver

Description:

- No preview in the **Chart Search** hover bubble for large external documents.
- Instead, click **View the full document** to open a large document in the document viewer. Documents will load more quickly with this new layout.





Colored Headers More Consistently Appear in Fewer Colors Setting

Key Benefits:

- More efficient

Description:

- If you selected **Display Fewer Colors** from **My Settings**, you may notice more red, orange and yellow headers calling attention to important information. You have seen colored headers for high-priority information, and this change makes the colored headers more consistent across activities.

The image displays two side-by-side screenshots of the Epic EMR interface, illustrating the 'Display Fewer Colors' setting. The top screenshot shows a 'Summary' view with a yellow header for 'Isolation and Infection Instructions'. The bottom screenshot shows a 'Visit Report' view with a yellow header for 'Orders to be Acknowledged For Asap, Frank'. Arrows indicate the change in header color across different views.



Patient Photo or Initials: More Obvious for Deceased Patient

Key Benefits:

- More efficient
- Improved communication

Description:

- When you open an **In Basket** message or chart for a deceased patient, the circle containing the patient's photos or initials is grayed out and surrounded by a black border.

You will notice the following indicators:

- The patient photo appears in grayscale.
- Patients initials appear in a gray circle.
- The circular border around the patient photo or initials is black.
- **Deceased** will appear in bold text under the patient photo or initials.





F1 Help Activity Name Change

Key Benefits:

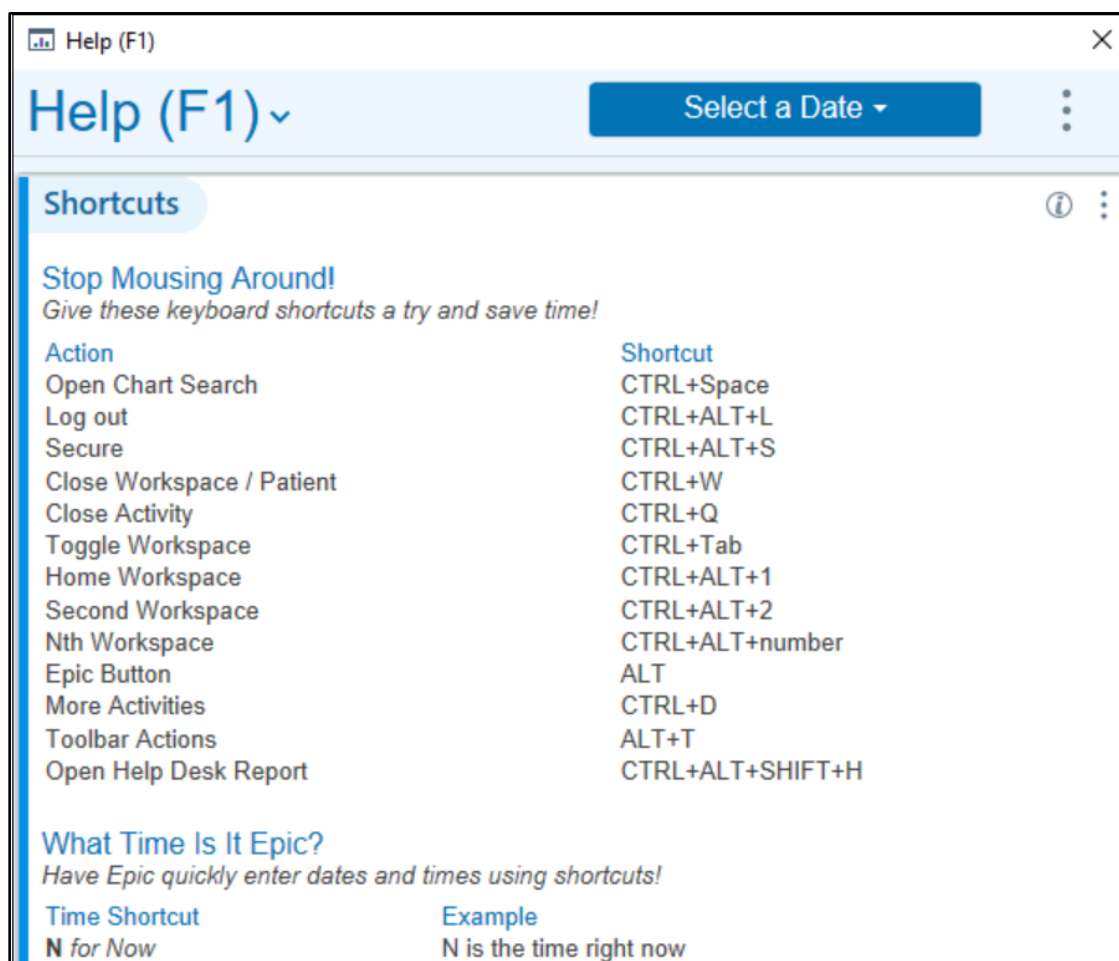
- More efficient

Description:

- **F1 Help** name has changed to **Help (F1)**. This update emphasizes what you want when accessing the activity, and the name is more logical.

How to:

1. Access **Help (F1)** activity by pressing F1 on your keyboard.
2. Access help thru the **Epic** dropdown menu.
3. Access help using the **Chart Search** feature.





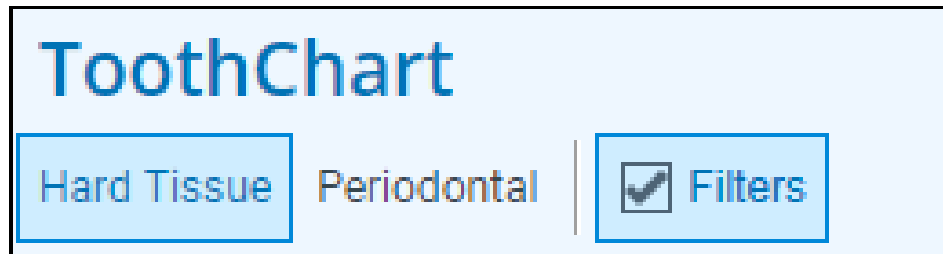
Toolbar Buttons and Checkboxes More Visible When Selected

Key Benefits:

- More efficient
- Time saver

Description:

- Checkbox or button appears on many toolbars to see more easily when a button is selected.



Reports



Filter Application Reports by Multiple Criteria

Key Benefits:

- More accuracy and reliability
- More efficient
- Time saver

Description:

- Filter many imaging application reports, including the **Reading Work List**, **Study History** report, **Recent Exams** report and more by multiple criteria for a column.

How to:

1. For example, on the **Status** report, click the **Study Status** column and select multiple statuses to show.

Priority	*Study Status	End Exam
Routine	Exam Begun	
Routine	Scheduled	ng
Routine	Scheduled	
Routine	Scheduled	
Routine	Scheduled	
Routine	Scheduled	Transthoracic echo (TTE)
Routine	Scheduled	Pulmonary function tes
Routine	Scheduled	Transthoracic echo (TTE) co...
Routine	Exam Begun	Cardiac catheterization

Ascending
Descending
Custom
Filter By
Clear All Filters
Modify Columns

Clear Filters
☐ (Blanks)
☐ (NonBlanks)
☒ Exam Begun
☐ Saved
☒ Scheduled



New
Look



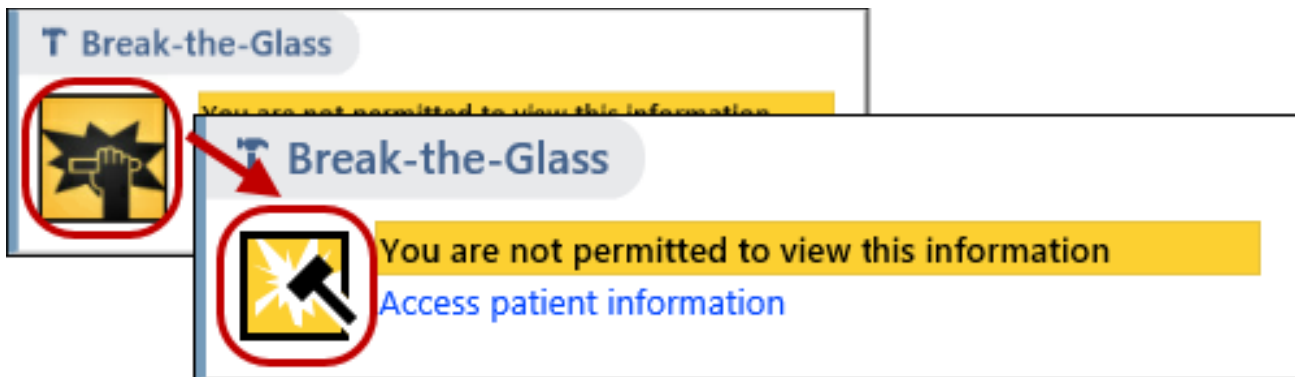
New Break-the-Glass Icon

Key Benefits:

- More accuracy and reliability
- More efficient

Description:

- Cleaner visual cue in reports lets you know when you need to break the glass to access patient information.



New
Look



Reports Preview: New Look

Key Benefits:

- More accuracy and reliability
- More efficient

Description:

- **Preview** section shows a more streamlined report. The same information is still included, just in a slightly updated layout.

Preview

CT Abdomen With Contrast Order Details

Reason for Exam

-

Diagnosis

-

Authorized by

Payten Oster, MD
608-271-9000

Ordered

8/23/2020

Priority

Routine

Reason for exam:

Ordering Comments

No comments on file

Ordering Encounter

Exam Details

Performed Procedure

CT Abdomen With Contrast

Technologist

Ernest Wafna

Appointment Date/Status

8/24/2020 Completed

Modality

WI UHD CT

Department

WI UHD RADIOLOGY

Begin Exam

8/24/2020 10:56 AM

End Exam

8/24/2020 10:57 AM

End Exam Questionnaires

CT IMAGING APPT QNR (END)

Order #: 6000172371 Accession #: 7907

Close

Previous

Next



Secure Chat



Automatic Availability Status

Key Benefits:

- More efficient
- Time saver

Description:

- Secure Chat sets your availability status for you. System actions will follow your everyday workflows, like logging in or out of Epic, and will set your availability status automatically.
- You can change your personal availability settings on the **Chat Settings** screen.



New
Feature



Set Favorites

Key Benefits:





- More efficient
- Time saver

Description:

- Add and remove individuals or groups as favorites by clicking the star icon. You can manage favorite contacts from a workstation or mobile device.

To:

Frequently Contacted

	Adella Perez, MD Internal Medicine	
	Ian C. Olson, MD	
	Mary O'Neill, MD General Practice	



New
Look



See Availability More Prominently

Key Benefits:

- More accuracy and reliability
- More efficient

Description:

- On workstations and mobile devices, availability status stands out more prominently. If someone is busy or unavailable, you can see their status.

To: Fatima Anand, RN Emily Wood, MD Matthew Wang, MD

matthew smith

People Groups

Search Results

Matthew Smith **Available**

Fatima Anand, RN **Emily Wood, MD** are **unavailable** or **busy**

! Enter a message



New
Feature



More Information Differentiates Among Secure Chat Users



Key Benefits:

- More efficient
- Time saver

Description:

- For employees with similar names, their relationship to the patient and their specialty will be visible, along with the last login department location.
- This additional information makes it easier to differentiate between similarly named co-workers by seeing where they work.

The screenshot shows a search interface for 'Matt Cambria'. At the top, there is a 'To:' field with the name 'Matt Cambria'. Below this are two tabs: 'People' (selected) and 'Groups'. Under the 'People' tab, the 'Search Results' section displays two entries. Each entry consists of a circular icon with the initials 'MC', the name 'Matt Cambria', and the department/location. The first entry has an orange icon and is for 'Oncology, North Clinic'. The second entry has a pink icon and is for 'Pediatrics, South Hospital'.

Search Results	
	Matt Cambria Oncology, North Clinic
	Matt Cambria Pediatrics, South Hospital



SmartLinks, SmartPhrases

New
Feature



Merge Table Cells in Certain SmartText Boxes

Key Benefits:

- More efficient
- Time saver

Description:

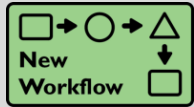
- You can merge table cells in certain SmartTool-enabled text boxes, such as **Flowsheet** notes.
- Selected cells must be adjacent and form a rectangular shape to be merged.

How to:

1. Highlight the cells you want to merge, right-click, and select **Merge Cells**.

	LOW	12/13/1989
	High	5/6/2001
cles	Avera	





SmartPhrase Manager: New Look and Streamlined Workflow

Key Benefits:

- More efficient
- Time saver

Description:

- It's now easier to search, share, and copy **SmartPhrases**.

How to:

1. To open the **SmartPhrase Manager** activity, chart search for **SmartPhrase Manager** or **My SmartPhrases**.
2. To open a **SmartPhrase** from a list, double-click the selected phrase.
3. To create a new **SmartPhrase** from a list, click the **New User SmartPhrase** button (previously named **New**).
4. To launch the **SmartPhrase Lookup** window, click the **SmartPhrase Lookup** button (previously named **Open**).
5. To sort a column, click the column header.

Name	Description	Editors	ID
CLINEXAM	CLINICAL: Screening examination. Clinical breast examination performed by the technologist toda...	MD, ROBERT SUTTON	101634
BASEEXAM	CLINICAL: This is a baseline examination. *** FINDINGS: Bilateral XCCL, CC, and MLO views wer...	MD, ROBERT SUTTON	101635
FINALASSESS	FINAL ASSESSMENT: BIRADS: Category 0 - Incomplete. The imaging department will send a lett...	MD, ROBERT SUTTON	101636
CLINSCREEN	CLINICAL: Screening. Clinical breast exam performed by the technologist today was negative for...	MD, ROBERT SUTTON	101637





Implant Size Appears in RISIMPLANT SmartLink

Key Benefits:

- More accuracy and reliability
- More efficient
- Time saver

Description:

- To make the size of an implant clearer in notes and procedure documentation, SmartLink 52054-RISIRIMPLANT shows the implant size by default. Previously, you had to enter that information by free text.

Implants					
Implant	Type	Site	Status	Size	Editing User
12 MM - 2.7 MM CORTEX SCREW 224.12 - LOG71453	Screw	Axilla	Implanted	12 MM x 2.7MM	USER, EPIC
1.6 MM D 150 MM L TROCAR PT K-WIRE 282.16 - LOG71453	Wire	Bronchus	Explanted	1.6 MM x 150 MM	USER, EPIC



Snapboard

New
Feature



Edit and Remove Shift Assignments from Snapboard Header

Key Benefits:

- More efficient
- Time saver

Description:

- Use the new pencil icon and X buttons to edit and remove shift assignments from the **Assignments** bubble on the **Snapboard** header.

The screenshot displays the Epic Snapboard interface. The top header is divided into three main sections: "EMC MAMMO EMC BREAST IMAGING" (light blue), "EMC CT EMC CT IMAGING" (light blue), and a partially visible "EMC D" section. Below the header, a grid shows time slots (7a, 8a, 9a) and staff assignments. A callout bubble titled "Assignments" is open, showing a list of assignments with edit (pencil) and remove (X) icons. The assignments listed are:

- Radiology, Breast Imaging Radiologist, MD (8:00 AM - 5:00 PM)
- Radiology, Radiologist, MD (8:00 AM - 5:00 PM)
- Radiology, Nurse, RN (8:00 AM - 5:00 PM)

Below the assignments is a "Messages" section with a plus icon. A "+1" bubble is visible next to the "Radiology, Ra..." entry in the header.





Set Default Depot

Key Benefits:

- Less clicks
- More efficient
- Time saver

Description:

- You can now set a depot report as default for the **Snapboard**. Whenever the **Snapboard** is opened, the associated depot opens as well, saving you clicks.

How to:

1. To set a default depot, open the **Snapboard** report settings, go to the **Display** tab, and enter the depot report in the **Default depot** field.

The screenshot shows the 'Display' tab of the Snapboard report settings. The 'Default depot' field at the bottom is circled in red and contains 'ASC Suites'. Other settings include checkboxes for 'Show appointment slots?', 'Show blocks?', 'Show visit delay and overrun bars?', and 'Show room level delays?'. There are also dropdown menus for 'Popup configuration', 'Right-click menu' (set to 'Schegistrar'), 'Horizontal caption' (set to 'Snapboard Horizontal Ca...'), and 'Vertical caption' (set to 'Snapboard Default Vertica...'). A table with 'Caption' and 'Display Name' columns is visible, with entries for 'Snapboard Horizontal Caption with Patient' (Patient) and 'Snapboard Provider & Procedure Horizontal Caption' (Procedure).

Caption	Display Name
Snapboard Horizontal Caption with Patient	Patient
Snapboard Provider & Procedure Horizontal Caption	Procedure





Add, Edit and Delete Held and Unavailable Days

Key Benefits:

- Improved workflow
- More efficient

Description:

- Template builders can now add, edit and delete held and unavailable days directly from a provider's column in **Snapboard** without having to open a separate activity.

How to:

1. In the **Snapboard** schedule section, each provider has a column.
2. When a scheduler clicks the empty box below the provider's name column (or to the right of the provider's name in horizontal view), a bubble appears.
3. Two new icons appear in the top right corner of the bubble:
 - a. Hourglass for adding a **Held** day.
 - b. Clock for adding **Unavailable** day.
4. When a **Held** or **Unavailable** is selected, it appears in a new row in the bubble.
5. Click the pencil or X icon in this row to edit or delete the **Held** or **Unavailable** day.

Marla Stone APH2 DEPARTMENT	Adrian Lewis APH2 DEPARTMENT	APH2 DEPA...	HAYES, ANE APH DEPA...
1	1		1
1	1		1
1	1		1
1	1		1
1	1		1
1	1		1
1	1		1
1	1		1





Cut and Paste Appointments and Cases

Key Benefits:

- Improved workflow
- More efficient
- Time saver

Description:

- Use cut and paste options to quickly move appointments and surgical cases on **Snapboard**, even when moving to a different day or report.
- Right-click to select **Cut** or **Paste**, or use keyboard shortcuts **Ctrl + X** and **Ctrl + V**.
- When an appointment or case has been cut but not yet pasted, a clipboard icon appears in the top left of **Snapboard** (1) and the appointment or case appears with a dotted outline in its original location (2). When you click the clipboard icon, a bubble shows more information about the cut appointment or case and gives you the option to cancel the move.

The screenshot displays the Epic Snapboard interface. A bubble (1) is shown in the top left corner, containing the following information:

- Megan Ellis**
Female, 26 yo, 08/19/1994
MRN: <125526>
- OFFICE VISIT**
- Cut from:
Leah P. Apple (LM OR APPT DEPT)
10:00 AM 9/25/2020
- Cancel Move** button

A clipboard icon (2) is visible in the top left corner of the Snapboard. The background shows a schedule grid with columns for Leah P. Apple (Multiple Timezones) and Family North Juno (JUNO N FAMILY PRACTICE). The grid includes time slots from 7a to 11a and various appointment types like Office Visit, Lm Office Visit, and Daily message.



New
Feature



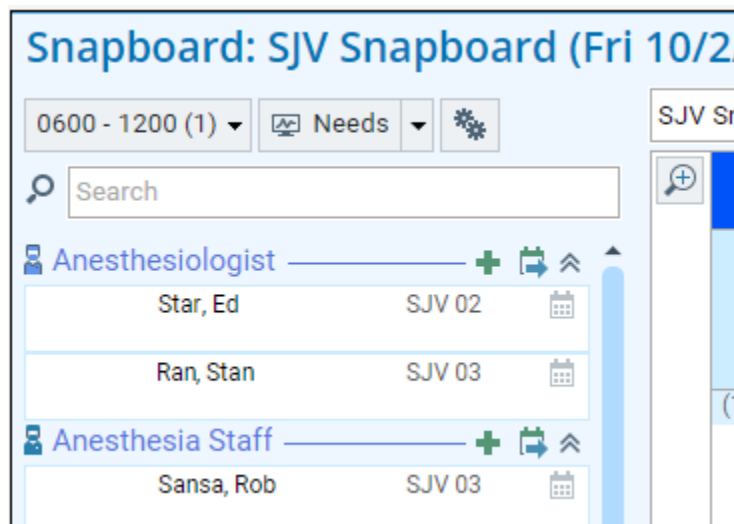
One Click to Add Resource to Resource List

Key Benefits:

- Improved workflow
- More efficient
- Time saver

Description:

- If you assign resources to the resource list from **Snapboard**, you can do this in one click after grouping **Snapboard** by resource type as either a primary or secondary grouping.
- A plus sign icon appears in the header of each grouping. You can click the plus sign icon to assign a resource of that type to the resource list.
- As a reminder, you can group a resource type by clicking the gears icon and selecting an option in the **Group by** and **Then group by** fields.



Storyboard

New
Look

New Demographic Information

Key Benefits:

- Improved communication
- More efficient
- Time saver

Description:

- Easily access more demographic information when hovering over a patient's name at the top of **Storyboard** in a clinical and HIM (#1 pictured), or patient access (#2 pictured) setting.
- Look for some of these new items, if they are documented for the patient:
 - Patient Contact
 - Time of Birth, until a baby is one month old
 - Written and Spoken Language (clinical and HIM only)
 - Unit (clinical and HIM only)
 - Race and Ethnicity (clinical and HIM only)

Nusaybah Odeh (Legal) ①

Pronouns: she/her/hers

👤 26 yo, 2/17/1994
Gender identity: Female
Legal sex: Female
Sex assigned at birth: Female
Marital status: Significant Other
Ethnicity: African American

🗣️ Preferred language: English

🏢 Employer: Betty's Pastry Shop
Occupation: Baker

📄 MRN: <383666>

👤 Patient Contacts
Odeh, Alana (Mother)
608-555-1234 (Mobile)

🏠 Unit: WI PRAIRIE BLUFF ED
Bed: WI PB CRITICAL CARE 2 / PB CRITICAL CARE 2

🏠 1979 Milky Way Drive
Verona WI 53593

📞 608-555-1979 (Home Phone) ★
608-555-9791 (Work Phone)

Nusaybah Odeh (Legal) ②

Pronouns: she/her/hers

👤 26 yo, 2/17/1994
Gender identity: Female
Legal sex: Female
Marital status: Significant Other

🏢 Employer: Betty's Pastry Shop
Occupation: Baker

📄 SSN: xxx-xx-3521
MRN: <383666>
CSN: 10002147367

👤 Patient Contacts
Odeh, Alana (Mother)
608-555-1234 (Mobile)

🏠 1979 Milky Way Drive
Verona WI 53593

📞 608-555-1979 (Home Phone) ★
608-555-9791 (Work Phone)





See Admission Time

Key Benefits:

- Improved communication
- More efficient
- Time saver

Description:

- See a patient's admission time in addition to the date when you hover. The time appears for the hospital admission and inpatient admission.

Admitted - 4/30/2020 1001

Admitting provider: Hanna Pan, MD

Total duration of encounter: 11d

Admitted to inpatient: 4/30/2020 1241

Inpatient length of stay: 11d

Current Department - EEN ICU DEPT

Patient class: Inpatient

Time in unit: 11d



New
Look



More General Information for Appointments

Key Benefits:

- Improved workflow
- More efficient

Description:

- When schedulers (nonclinical users) open an appointment in a perioperative department, **Storyboard** shows more general information about the patient instead of clinical information.

The screenshot shows a patient information card for Regina Hanson. At the top is a circular profile picture of a woman with blonde hair, a yellow sticky note icon, and two circular icons (one with a person and one with a document). Below the photo, the patient's name "Regina Hanson" is displayed in bold. Her demographic information includes "Female, 28 y.o., 2/15/1990", "MRN: 203688", and "Bed: -". Her current location is "EMH PRE-ADMISSION TESTING" and her code is "FULL (has ACP docs)". There is a search bar with a magnifying glass icon and the word "Search". Below this, it says "Isolation: None". A yellow highlighted section titled "ALLERGIES" lists "Penicillins". Below that, the procedure "SIMPLE TOTAL MASTECTOMY - RIGHT" is listed, followed by the provider "Sue Perry, MD". Other details include "In Fac, OR 02", "Patient Class: Surgery Admit", and "Bed Requested: Ready to Plan". At the bottom, a table shows physical stats: Height (Ht) 172 cm, Weight (Wt) 61 kg, and BMI 20.45 kg/m².

Ht	Wt	BMI
172 cm	61 kg	20.45 kg/m²





Vitals Show BMI, Blood Pressure and Growth Percentiles for Children

Key Benefits:

- Improved communication
- More efficient
- Time saver

Description:

- To help you quickly review important vitals for children, **Storyboard** now shows **BMI, Blood Pressure** and growth percentiles for patients younger than 21.

BP: 120/80 (93.60% / 97.42%),
Height: 5' (99.84%),
Weight: 90 lb (95.62%),
BMI: 17.58 kg/m² (74.92%)



New
Feature



Access to Discharge Information

Key Benefits:

- Improved communication
- More efficient
- Time saver

Description:

- Access a patient's discharge planning information from **Storyboard**.

SELECTED VISIT Admitted: 10/21/2020 (1 d) Expected Discharge: 2 d No assigned nurse Pt Class: Inpatient Auth/Cert: None	Accommodations Admitted - 10/21/2020 1436 Admitting provider: Epi, J. Total duration of encounter: 1d Admitted to inpatient: 10/21/2020 1436 Inpatient length of stay: 1d Current Department - Medical Surgical Patient class: Inpatient Service: Internal Medicine Time in unit: 0d Discharge Plan ↗ Expected discharge: 10/24/2020 (2d)
---	--



New
Feature



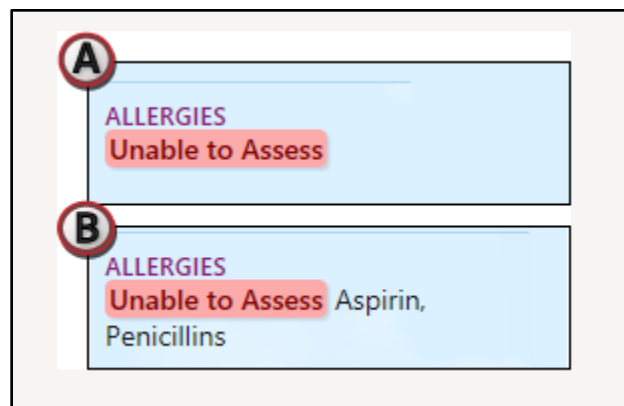
Unable to Assess Allergy Review Status

Key Benefits:

- Improved communication
- More efficient
- Time saver

Description:

- When **Unable to assess patient's allergies** is documented in a chart, **unable to assess** will appear highlighted in red.





Storyboard Differentiates Older Updated Results from Newer Results

Key Benefits:

- Improved communication
- More efficient
- Time saver

Description:

- When hovering over new results, the hover bubble indicates the updated date and time for each result in the **Updated** column. This date and time may reflect an instance where a result was updated in a nonclinically relevant way, like when an automated lab system re-sent results for an order that was already final, even if the results had not changed.
- Updated results collected or performed more than 30 days ago appear as follows:
 - In inpatient **Storyboards**, results appear in a separate section called **Older Results** with a note that they were recently updated, but collected or performed more than 30 days ago. The collected date is highlighted for each result and appears with an information icon.
 - In ambulatory **Storyboards**, the collected date is highlighted and appears with an information icon. The **Updated** column states that results are more than 30 days old, and you can hover over the column to see the updated instance.

The screenshot shows the Epic Storyboard interface. On the left, a sidebar lists 'NEW RESULTS (LAST 36H)' with 'Lab (2)' and 'Imaging (1)'. The main area displays a table of results. A callout box titled 'Older Results' is open, showing a table with columns 'Updated' and 'Order'. The table contains one row: '11/09/20 1409' under 'Updated' and 'X-RAY FOOT 3+ VW' under 'Order'. Below the 'Order' column, it says 'Performed: 07/06/20 0000 | Preliminary'. A yellow banner at the top of the callout box states: 'These results were recently updated but were collected or performed over 30 days ago.' The callout box also indicates 'Sorted by update time'.

Updated	Order
11/09/20 1409	X-RAY FOOT 3+ VW Performed: 07/06/20 0000 Preliminary

