

Smart Ribbon Frequently Asked Questions

What is the Smart Ribbon?

It's a "ribbon" of information that provides real-time, patient-specific cost and risk data regarding

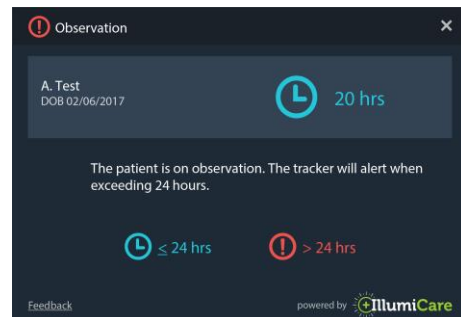
medications, labs, radiology and observational status. It aggregates this key information, empowering providers with both clinical costs and human costs – or risks – to the patient at the point of care. It automatically appears and hovers over your Epic session when you select a patient from your Patient List. It's designed to help you balance clinical efficacy with the safest, cost-effective treatments.



What displays on the Smart Ribbon?

Observation Status

- The observation timer shows the current time a patient has been in observation status, based upon the provider's order
- After 24 hours, the timer turns red to indicate the patient is nearing the two-midnight rule



Stewardship Data

Cost Lookup Feature

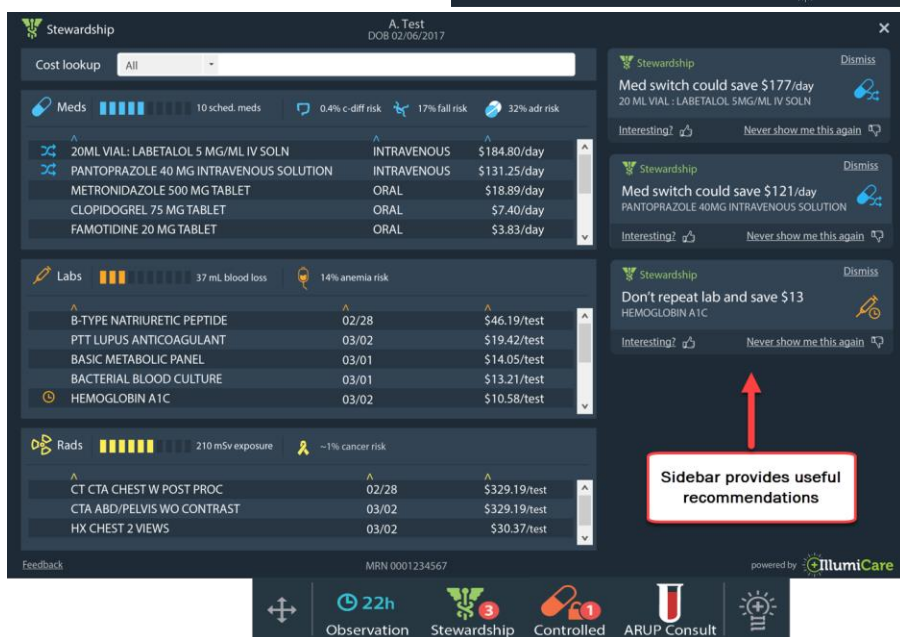
- Free-text lookup for wholesale costs of meds, labs and radiology studies
- **Search tip:** Spell out complete order name. You can't use order synonyms
- **Note:** At this time, national average wholesale supply acquisition costs, not charges or what patients will pay, display for meds, labs and radiology exams

Meds

- Summary of active, scheduled medications for current admission and national average wholesale supply acquisition cost per day; only displays scheduled meds, not PRN meds or vitamins
- Polypharmacy (multiple drug), fall and C. diff risk based on scheduled medications:
 - **Polypharmacy risk:** Considers number of active scheduled medications for a patient and calculates risk of an adverse drug reaction
 - **Fall risk:** Generated based on intake of scheduled sedatives and opioids for patients age 65 and greater. PRN meds not included
 - **C. diff risk:** Calculates relative risk of C. diff for each current scheduled medication and aggregates into a total attributable risk based on patient's current medications. Considers specific risk for each antibiotic/protein pump inhibitor as well as compounding effect of those concurrently prescribed

Labs

- Summary of all labs from current admission with a final result and national average wholesale cost



Smart Ribbon Frequently Asked Questions



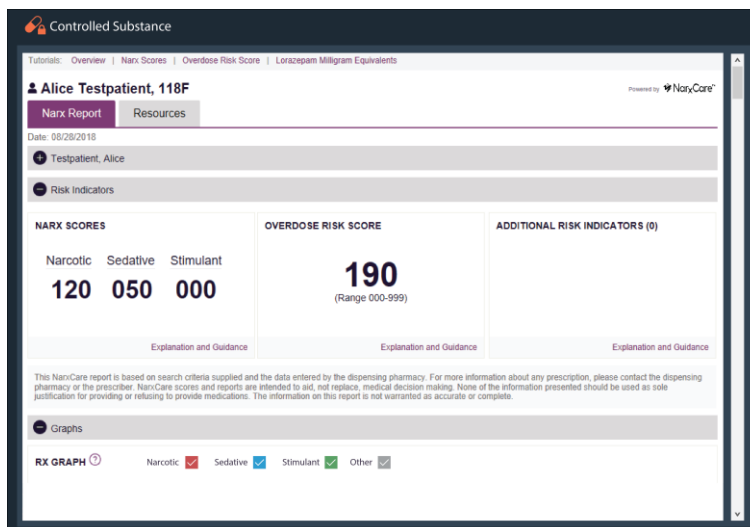
- Displays total phlebotomy blood loss during current admission, based on average amount of blood drawn for each test ordered
- **Anemia risk:** Probability of hospital-acquired anemia based on amount of phlebotomy blood loss; doesn't predict drop in hemoglobin or account for case complexity
- **Rads**
 - Summary of all radiology studies from current admission with a **final result** and national average wholesale supply acquisition cost

Controlled Substance Data

- Displays Prescription Drug Monitoring Program (PDMP) data, including Narx scores and overdose risk score

ARUP Consult Tool

- Web-based diagnostic reference including nearly 300 disease topics broken down by diagnostic and clinical background information, pharmacogenetics, screening and monitoring suggestions, algorithms, related topics and relevant references





What if I don't like where the Smart Ribbon pops up? Can I move it?

Yes. You can drag the Smart Ribbon anywhere, and it remembers the last place you positioned it next time you log in to Epic.


Why isn't the Smart Ribbon showing certain information for my patient?

Patients must have scheduled medications or resulted diagnostic tests for information to display. This data is real-time and should populate once a **final result** is obtained for a diagnostic test or a medication order is signed and verified by pharmacy.

What causes the Smart Ribbon to display? How can I minimize/recall it?

The Smart Ribbon automatically displays when you access an admitted patient's chart. To prevent it from appearing for future patients, click the light bulb icon  and select **Minimize** or **Sleep** as desired. To recall the Smart Ribbon, click the Smart Ribbon icon  from your task bar.

What if I need help or want more information?

- For technical assistance, contact the IT Physician's Help Desk at 832.667.5555.
- To learn more, click the light bulb icon  and select **Tutorial** to view the Smart Ribbon manual.